

My Hats



Written by Marilyn Woolley
Photography by Michael Curtain

Published edition
© Eleanor Curtain
Publishing 2004

First published 2004

Apart from any fair dealing for the purposes of study, research, criticism or review, as permitted under the Copyright Act of Australia, no part of this book may be reproduced by any process, or transmitted in any form, without permission of the copyright owner. Where copies of part or the whole of this book are made under Part VB of the Copyright Act, the law requires that records of such copying be kept and the copyright owner is entitled to claim payment.

Developed by
Eleanor Curtain Publishing
Text: Elizabeth Golding
Consultant: Susan Hill
Designed by
Alexander Stitt
Production by
Publishing Solutions

Printed in China

ISBN 0 7253 3362 6

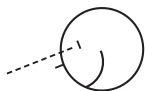
1 2 3 4 5 6 7 8 9
04 05 06

How to use this book



Before reading: **Talkthrough**

Talk through the book with the children. Encourage them to predict the text from the cover and the pictures, and to think about the information they provide. Direct the children's attention to aspects of the text that may challenge them. Support the children to deal with these challenges by asking the Talkthrough questions on each page.



During reading: **Observe and support**

Observe the children as they read. Encourage them to monitor their own reading as they comprehend the text. As needed, support the children by helping them to discover and use reading strategies and cues to solve problems and respond to reading challenges that arise in the text. Interruptions to the children's reading should be minimal and focused on specified learning needs.



After reading: **Comprehension, returning to the text, responding and writing links**

To further develop children's understanding of the text, select from activities found on page 12 and the inside back cover. These whole text, sentence and word level activities reinforce the teaching focus of this book. Assessment ideas are provided to assist with planning for further teaching.

Text highlights

- There are two lines of text on each page.
- The sentence form: 'I wear this hat when I am ...'
- The final sentence is varied.

Vocabulary


fishing, hat, playing, riding, skating,
swimming, wear

Setting the context

Bring in some hats to show the children; for example, a chef's hat and a bike helmet. You might say: I wear this hat when I am cooking. I wear this hat when I am riding. *Do you have any hats? When do you wear them? Which hat do you like the best? Why?*

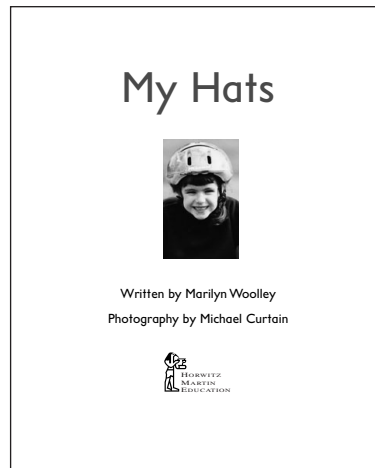
Introducing the book

This girl has lots of hats, which she wears for different activities.
Turn through the book, ensuring that the children can identify the different activities.



Front cover

What kinds of hats can we see on the cover? When would the girl wear each of these hats? Do you have any hats like these?



Title page

Read the title together.
What letter does the word 'Hats' start with?

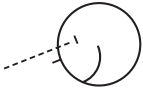


Talkthrough

Where is the girl playing? Why does she need to wear this type of hat?

Point to the word ‘wear’.

You know another word that sounds the same as this – ‘where’. It means where something is and it is spelt differently. This ‘wear’ means to wear a hat or other piece of clothing.



Observe and support


Can the children use known words to work out new ones? Point to the word ‘hat’.

How do you know that this word is ‘hat’? Do you know any other words that look like ‘hat’?

I wear this hat
when I am playing.



2



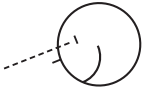
3



Talkthrough

When does the girl wear this hat? What is it called? Why is she wearing this hat?

Point out the word 'swim' in the word 'swimming'.



Observe and support

Do the children understand what they are reading?

When does the girl wear this hat?

I wear this hat
when I am swimming.



4

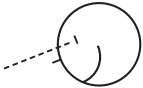


5



Talkthrough

*Now the girl is wearing a different hat. What sort of hat is it?
Why does she need to wear it?*




Observe and support

*Can the children read fluently and with expression?
I like the way you read that smoothly and made it sound
interesting.*

I wear this hat
when I am riding.



6



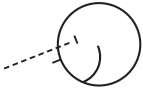
7



Talkthrough

What type of hat is the girl wearing now? Why would this be a good hat to wear when you are fishing?

Point out the word 'fish' in the word 'fishing'.



Observe and support


Do the children use visual information to help them locate a word?

How do you know this word is 'fishing'?

I wear this hat
when I am fishing.



8



9

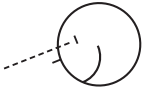


Talkthrough

Now the girl is wearing another type of hat.

Point out the words 'this hat'.

The word 'this' is used because she is talking about just one hat. What would the girl say if she were talking about lots of hats?



Observe and support

Do the children recognise the high-frequency words: 'this' and 'am'?

Can you find the word 'am'? How do you know that it is 'am'?

I wear this hat
when I am skating.



10




11



Talkthrough

Here the girl is talking about all of the hats. She says, 'I wear all these hats' because there are lots of hats.



After reading

Being a meaning maker

Encourage the children to support their answers with evidence from the book as they discuss these comprehension questions:

Which hat does the girl wear when she is swimming?

Why does the girl wear different hats for different activities?

How does the girl feel about wearing the hats?

Being a code breaker

Explore syllables in words, noting that some words have one syllable or beat and some have more.

Ask the children to clap each syllable or beat they hear in a sentence read aloud from the book.

* * * * *

I wear this hat when I am skating

Being a text user

Refer to the text when discussing these questions:

How many different types of hats are in this book?

Are there any other types of hats?

What does this book help you to learn about hats?

Being a text critic

Do you have any hats that are like the hats in this book?

Do all children have lots of hats?

Responding to text



Provide the children with coloured paper, ice-cream containers and other art materials. Have them make their own hats. These could be worn in a hat parade.



Write a sentence from the book on the board. Point out the capital letter and full stop. Ask the children to write their own sentence about their favourite hat in the book. Make sure they include a capital letter and a full stop.



Write 'playing' and 'swimming' on the board. Ask the children what they notice about the endings on these words. Ask them to tell you the sound they can hear. Write 'ing' on the board. Ask the children to think of other words that end like this. Remind them of the text in the book; for example, riding, fishing, skating.

Writing

Ask the children about their favourite hats. These could be hats they own or hats they have seen. Have them draw a picture of their favourite hat and write about it. Their work could be collated to make a class book.

Assessment

Can the children:

- use their knowledge of high-frequency words to work out new words, such as 'with'?
- read the text fluently?



whole text activity



sentence activity



word activity

