


Name _____

Draw

reptiles	not reptiles



spider




bird



snake




cat



fish



lizard



crocodile



turtle

Learning focus

Comprehension/going beyond the text

Instructions

Ask children to draw animals that are reptiles in column one and to draw animals that are not reptiles in column two. Have them add labels to their drawings.

Talk about

What is a reptile? Why have you drawn a snake here? Why have you put a crocodile here? Where would you put a dog?


Name _____

Make a poster.

These animals are reptiles:

Reptiles eat:

Reptiles have:



Baby reptiles:

A reptile's skeleton is:

Learning focus

Writing/composition/going beyond the text

Instructions

Copy the poster onto A3 paper. Ask children to finish the sentences in the boxes. They can add other boxes, if needed. Have them illustrate their poster.

Talk about

What have you included in your poster? What information did you choose to leave out? What do you think people would learn from reading your poster?